


## Requesting Access to Quality Reports (PMPs Only)

Primary care providers and/or staff who do not yet have access to Quality Reports can request access.

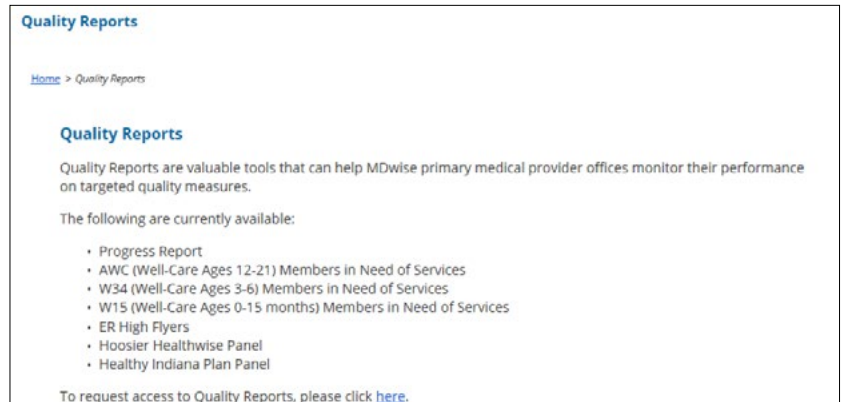
**Step 1:** Click on Quality Reports from the home page.



The screenshot shows the myMDwise home page. At the top left is the myMDwise logo. At the top right are links for Messages (0), Profile, and Logout. Below the logo is a navigation menu with links for Home, Marketplace Menu, Medicaid Menu, Quality Reports, CM/DM Form, and Admin. The Quality Reports link is highlighted. Below the navigation menu is a section titled "Welcome to myMDwise!" with a sub-header "Quality Reports". The text below reads: "Welcome to the MDwise network. We value your participation and hope to keep you informed by providing easily accessible resources and updates here." There is a link for "Provider Portal Help Guide" and a section titled "Unable to View Patient Information?" with a link below it. At the bottom, there is a note: "If you are not yet able to view Eligibility and Claims information, then your account has not been approved. This typically takes up to 3 business days. If you need immediate access please contact Provider".

**Step 2:** Request Access to the Quality Reports.

If you do not yet have access to Quality Reports, you will see the page below. Users can click the link to request access.



The screenshot shows the Quality Reports page. At the top left is the Quality Reports logo. Below it is a breadcrumb link: Home > Quality Reports. The main heading is "Quality Reports". Below this is a paragraph: "Quality Reports are valuable tools that can help MDwise primary medical provider offices monitor their performance on targeted quality measures." Below this is a section titled "The following are currently available:" followed by a bulleted list:

- Progress Report
- AWC (Well-Care Ages 12-21) Members in Need of Services
- W34 (Well-Care Ages 3-6) Members in Need of Services
- W15 (Well-Care Ages 0-15 months) Members in Need of Services
- ER High Flyers
- Hoosier Healthwise Panel
- Healthy Indiana Plan Panel

At the bottom, there is a link: "To request access to Quality Reports, please click [here](#)."

**Step 3:** Complete and Submit the Request Form.

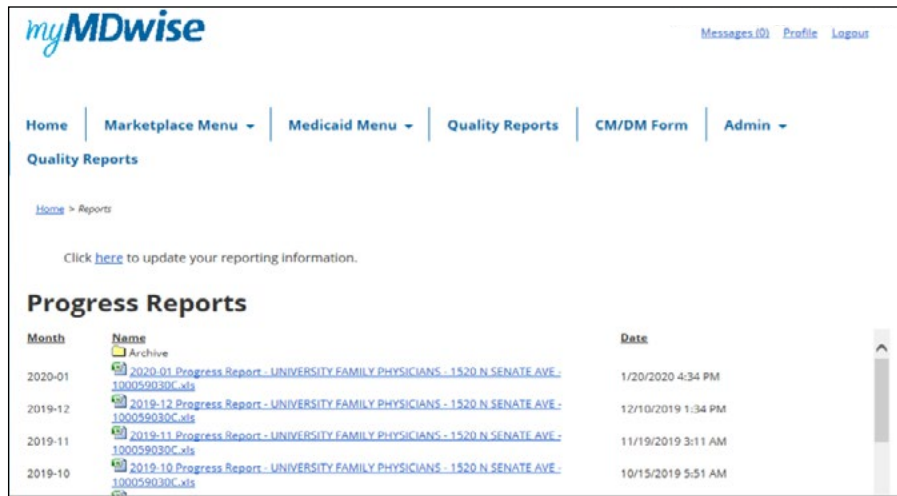
Please complete all the required fields and click submit. If your request is approved by MDwise, you will be able to view your Quality Reports. If there is an issue with your submission, you will receive a notification that your request has been denied along with a response detailing why.



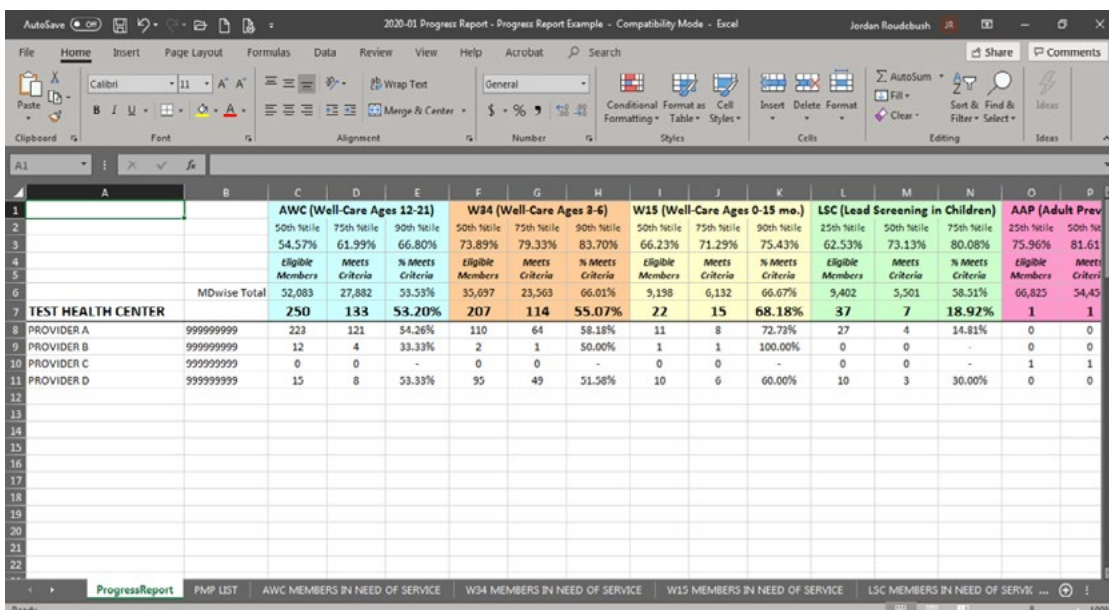
The screenshot shows the "Provider Quality Reports - Request Access" form. At the top is the heading "Provider Quality Reports - Request Access". Below this is a instruction: "Please insert corresponding group Medicaid ID (group LPI) and alpha location suffix(s) in the boxes below." The form contains several rows of input fields. Each row has a label for "Group LPI:" and "Alpha Location Suffix(s):" followed by a text input box. There are five such rows. At the bottom of the form is a "User Name:" label and a text input box containing the text "jfuhr@mdwise". At the very bottom right of the form is a "Submit" button.

## Viewing Quality Reports (PMPs Only)

Primary care providers and/or staff who have already requested access and been approved will be able to view their progress reports under the Quality Reports section.



### Sample Progress Report



		AWC (Well-Care Ages 12-21)			W34 (Well-Care Ages 3-6)			W15 (Well-Care Ages 0-15 mo.)			LSC (Lead Screening in Children)			AAP (Adult Prev)		
		50th Ntile	75th Ntile	90th Ntile	50th Ntile	75th Ntile	90th Ntile	50th Ntile	75th Ntile	90th Ntile	25th Ntile	50th Ntile	75th Ntile	25th Ntile	50th Ntile	
		54.57%	61.99%	66.80%	73.89%	79.33%	83.70%	66.23%	71.29%	75.43%	62.53%	73.13%	80.08%	75.96%	81.61%	
		Eligible Members	Meets Criteria	% Meets Criteria	Eligible Members	Meets Criteria	% Meets Criteria	Eligible Members	Meets Criteria	% Meets Criteria	Eligible Members	Meets Criteria	% Meets Criteria	Eligible Members	Meets Criteria	
	MDwise Total	52,083	27,882	53.33%	35,697	23,563	66.01%	9,198	6,132	66.67%	9,402	5,501	58.51%	66,825	54,45	
7	<b>TEST HEALTH CENTER</b>	<b>250</b>	<b>133</b>	<b>53.20%</b>	<b>207</b>	<b>114</b>	<b>55.07%</b>	<b>22</b>	<b>15</b>	<b>68.18%</b>	<b>37</b>	<b>7</b>	<b>18.92%</b>	<b>1</b>	<b>1</b>	
8	PROVIDER A	999999999	223	121	54.26%	110	64	58.18%	11	8	72.73%	27	4	14.81%	0	0
9	PROVIDER B	999999999	12	4	33.33%	2	1	50.00%	1	1	100.00%	0	0	-	0	0
10	PROVIDER C	999999999	0	0	-	0	0	-	0	0	-	0	0	-	1	1
11	PROVIDER D	999999999	15	8	53.33%	95	49	51.58%	10	6	60.00%	10	3	30.00%	0	0